



JANUARY



JUNE




AUGUST




FEBRUARY

# Betsy McCall

*makes a 1961 calendar*



SEPTEMBER



MARCH




OCTOBER



APRIL

Wouldn't you like to make a calendar like Betsy's? It's ever so easy! Here is all you have to do: Buy twelve 3-by-5-inch unlined file cards, a small printed calendar for 1961, and a small jar of rubber cement or library paste. You or your mother will probably find all these things in the dime store or a stationery store. On each card, paste a calendar page and, above it, the picture you cut out that goes with that month. Be sure you paste neatly on the card, just as Betsy has done. When all your pasting is finished, punch two holes at the top of each card, and tie the cards together with yarn or ribbon. Betsy loves her calendar, and she says that you will love yours.

COPYRIGHT © 1960 MCCALL CORPORATION



NOVEMBER



MAY



JULY



DECEMBER